



Insurance in figures 2019

Insurance market in Poland



Insurance in figures 2019

Insurance market in Poland

Author of this brochure is the Polish Chamber of Insurance.
Presented financial data relate to Polish insurers reporting to
the Polish Financial Supervision Authority and to the Polish
Chamber of Insurance.

This publication is copyright protected. May be quoted,
provided the source is credited.

Polish Chamber of Insurance is not liable for effects of any
potential decisions made based on this publication.

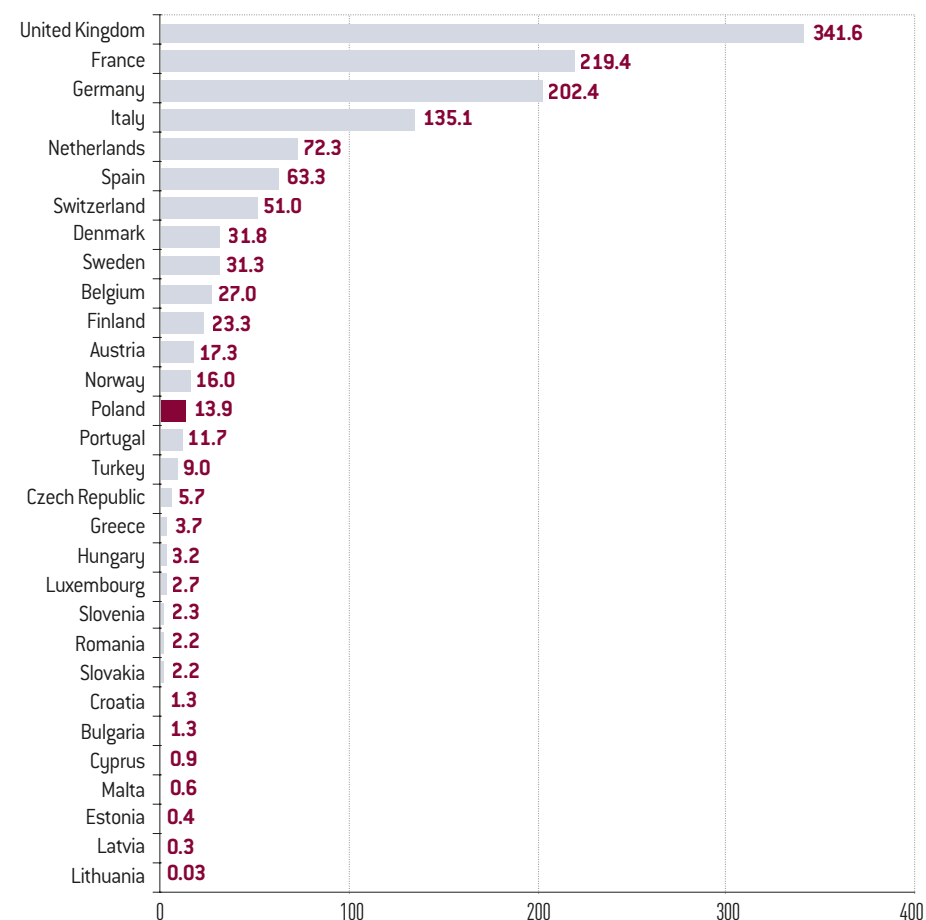
TABLE OF CONTENTS

I.	POLAND COMPARED TO OTHER EUROPEAN INSURANCE MARKETS	5
II.	ROLE OF INSURANCE INDUSTRY IN THE NATIONAL ECONOMY	6
III.	INSURANCE COMPANIES' ASSETS	7
IV.	GROSS WRITTEN PREMIUM	8
	A. LIFE INSURANCE	9
	B. NON-LIFE INSURANCE (EXCLUDING MOTOR INSURANCE)	10
	C. MOTOR INSURANCE	11
V.	CLAIMS AND BENEFITS PAID	12
VI.	MOTOR THIRD PARTY LIABILITY INSURANCE	14
VII.	MOTOR HULL INSURANCE	15
VIII.	NUMBER OF NON-LIFE INSURANCE POLICIES	16
IX.	COMPULSORY AGRICULTURAL INSURANCE	17
X.	HEALTH INSURANCE	18
XI.	BANCASSURANCE	19
XII.	INSURANCE ACTIVITY TECHNICAL RESULT	20
XIII.	INSURANCE ACTIVITY FINANCIAL RESULT	22
XIV.	INSURANCE COMPANIES' INVESTMENTS	24
XV.	INSURANCE COMPANIES' EQUITY	26
XVI.	INSURANCE AND REINSURANCE COMPANIES, BROKERS AND AGENTS	28

I. POLAND COMPARED TO OTHER EUROPEAN INSURANCE MARKETS

According to Insurance Europe report, in 2018 the United Kingdom remained the largest European insurance market before France and Germany, respectively.

Figure 1. Gross written premium in European countries in 2018 (EUR billion)

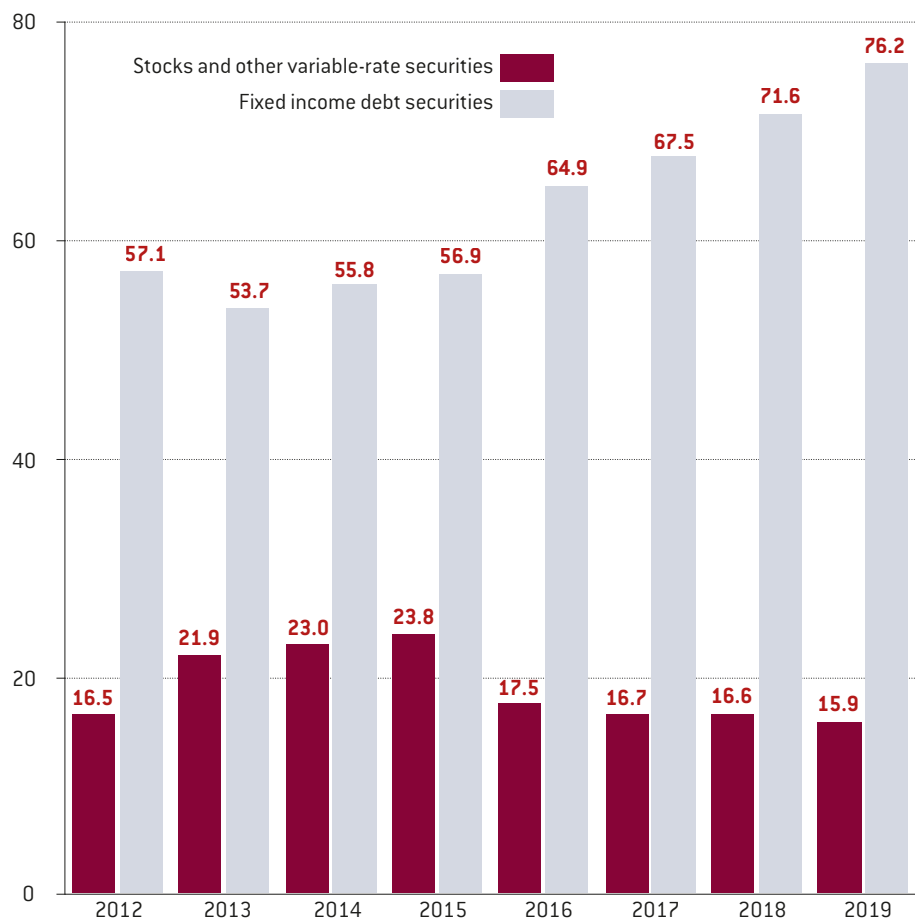


Source: Insurance Europe

II. ROLE OF INSURANCE INDUSTRY IN THE NATIONAL ECONOMY

Insurance industry stabilizes business cycles. Insurance companies are also long-term investors in the national economy and in Polish companies.

Figure 2. Value of investments of national insurance companies in fixed and variable-rate securities (PLN billion)

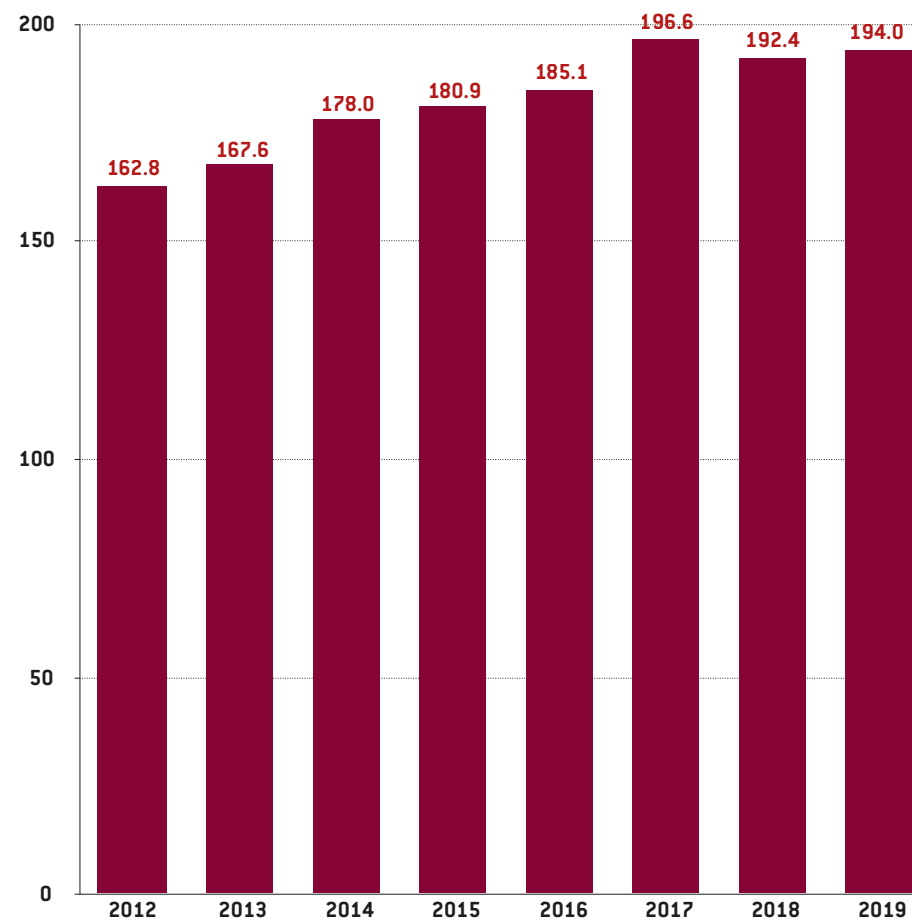


Source: Polish Chamber of Insurance, Polish Financial Supervision Authority

III. INSURANCE COMPANIES' ASSETS

At the end of 2019 total assets of Polish insurance companies amounted to PLN 194 billion.

Source 3. Polish insurance companies' assets (PLN billion)



Source: Polish Chamber of Insurance, Polish Financial Supervision Authority

IV. GROSS WRITTEN PREMIUM

In 2019 insurance gross written premium totalled PLN 63.83 billion, with 33% share of life and 67% of non-life segment.

gross written premium in 2019
PLN 63.83 billion

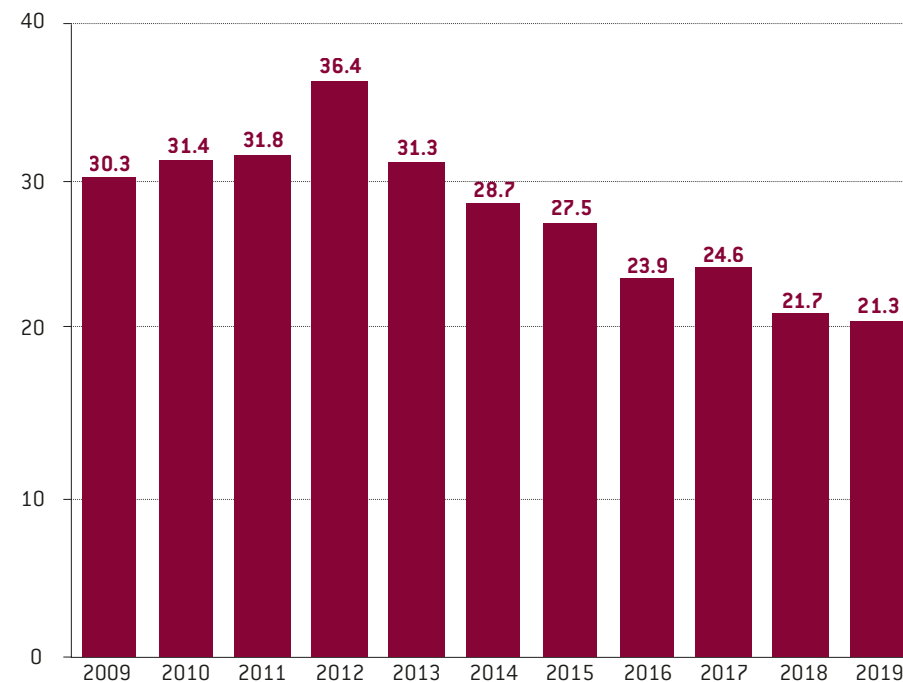
including:

life premium
PLN 21.27 billion

non-life premium
PLN 42.56 billion

A. LIFE INSURANCE

Figure 4. Life gross written premium (PLN billion)



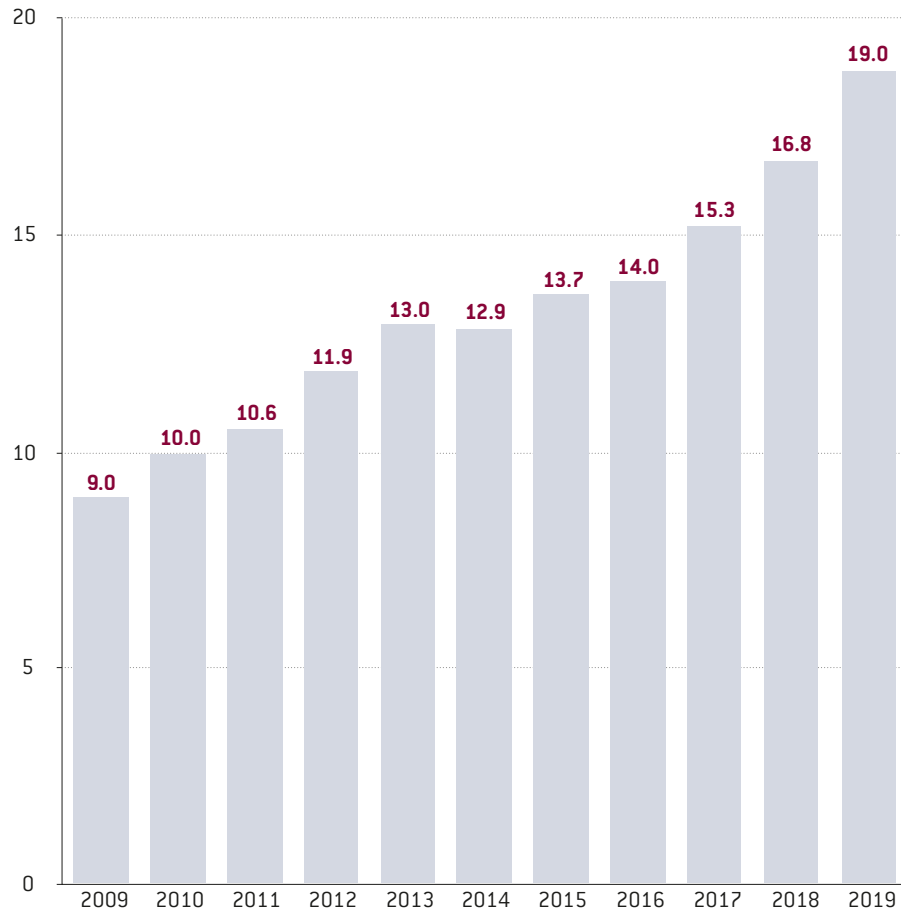
Source: Polish Chamber of Insurance, Polish Financial Supervision Authority

gross written premium in 2019
PLN 21.3 billion
 including:

- health riders: **PLN 6.3 billion**
- simple life: **PLN 7.9 billion**
- juvenile: **PLN 0.11 billion**
- unit linked: **PLN 6.8 billion**
- annuity: **PLN 0.14 billion**

B. NON-LIFE INSURANCE (EXCLUDING MOTOR INSURANCE)

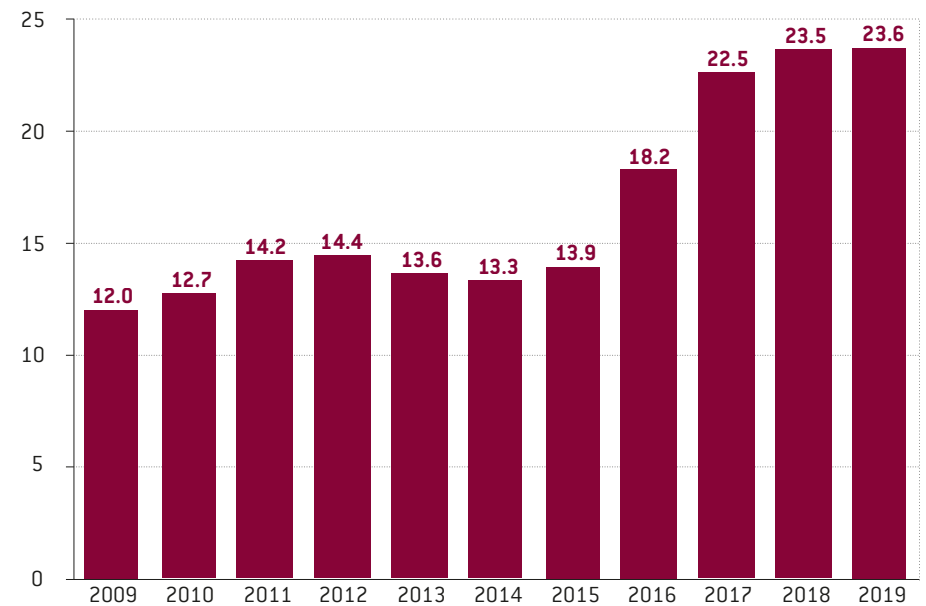
Figure 5. Non-life (excluding motor insurance) gross written premium (PLN billion)



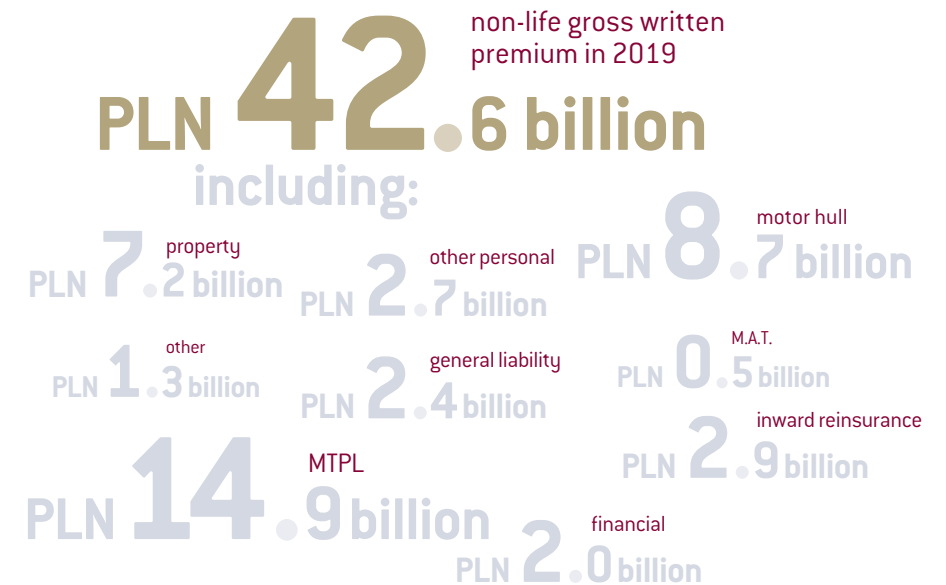
Source: Polish Chamber of Insurance, Polish Financial Supervision Authority

C. MOTOR INSURANCE

Figure 6. Motor insurance gross written premium (PLN billion)



Source: Polish Chamber of Insurance, Polish Financial Supervision Authority



V. CLAIMS AND BENEFITS PAID

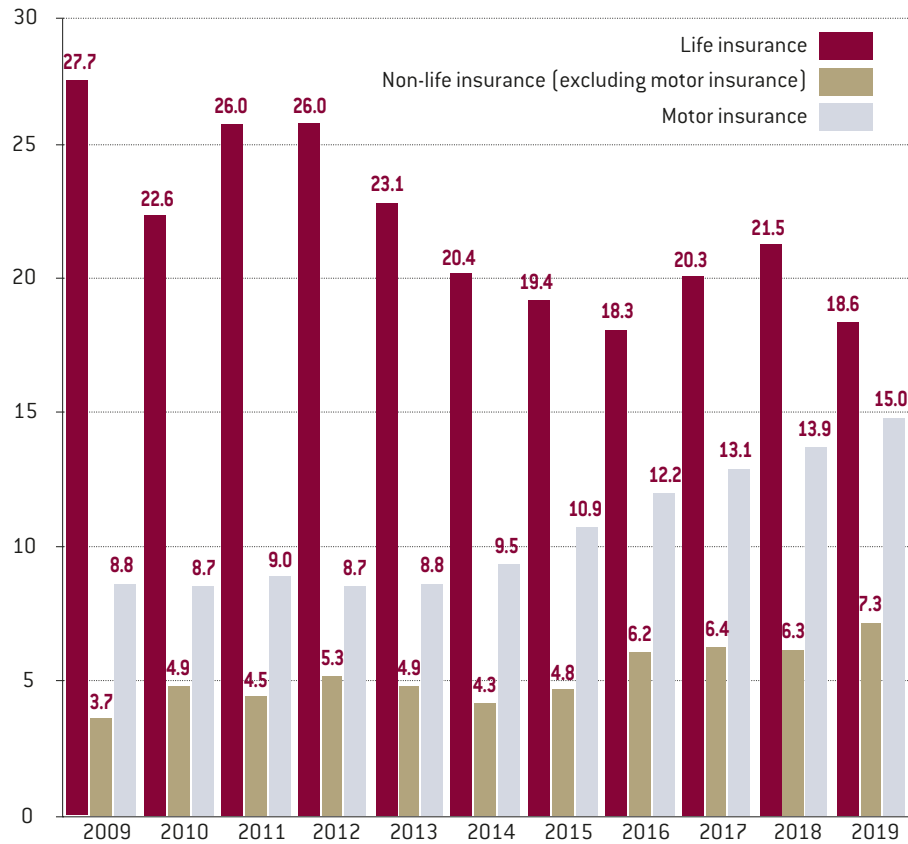
Claims and benefits paid by the insurers in 2019 totalled

PLN 41.9 billion

life claims and benefits paid
 PLN 18.6 billion including:

simple life PLN 5.8 billion
 unit linked PLN 9.9 billion
 health riders PLN 2.7 billion
 juvenile PLN 0.1 billion
 annuity PLN 0.1 billion

Figure 7. Claims and benefits paid (PLN billion)



Source: Polish Chamber of Insurance, Polish Financial Supervision Authority

non-life claims and benefits paid
 PLN 22.3 billion including:

motor hull PLN 5.5 billion
 property PLN 3.1 billion
 MTPL PLN 9.5 billion
 general liability PLN 1.0 billion
 inward reinsurance PLN 1.1 billion
 other PLN 0.6 billion
 financial PLN 0.6 billion
 other personal PLN 0.7 billion
 M.A.T. PLN 0.2 billion

VI. MOTOR THIRD PARTY LIABILITY INSURANCE

VII. MOTOR HULL INSURANCE

1 189 674

handled claims

25 282 812

policies

~5 vehicles in 100
with reported damage

average damage amount

PLN 7 767

805 203

handled claims

7 100 834

policies

~11 vehicles in 100
with reported damage

average damage amount

PLN 6 886

VIII. NUMBER OF NON-LIFE INSURANCE POLICIES

IX. COMPULSORY AGRICULTURAL INSURANCE

54 229 273
total number of all
non-life insurance policies at the end of 2019

25 282 812
number of
motor third
party liability
insurance
policies at
the end of 2019

7 100 834
number of motor hull insurance policies at the end of 2019

compulsory farm buildings insurance

1 725 761 policies

compulsory farmers' third-party liability insurance

1 497 460 policies

X. HEALTH INSURANCE

3 021.6 thousand
number of private health
insurance policyholders

PLN 893.6 million
private health insurance
gross written premium

XI. BANCASSURANCE

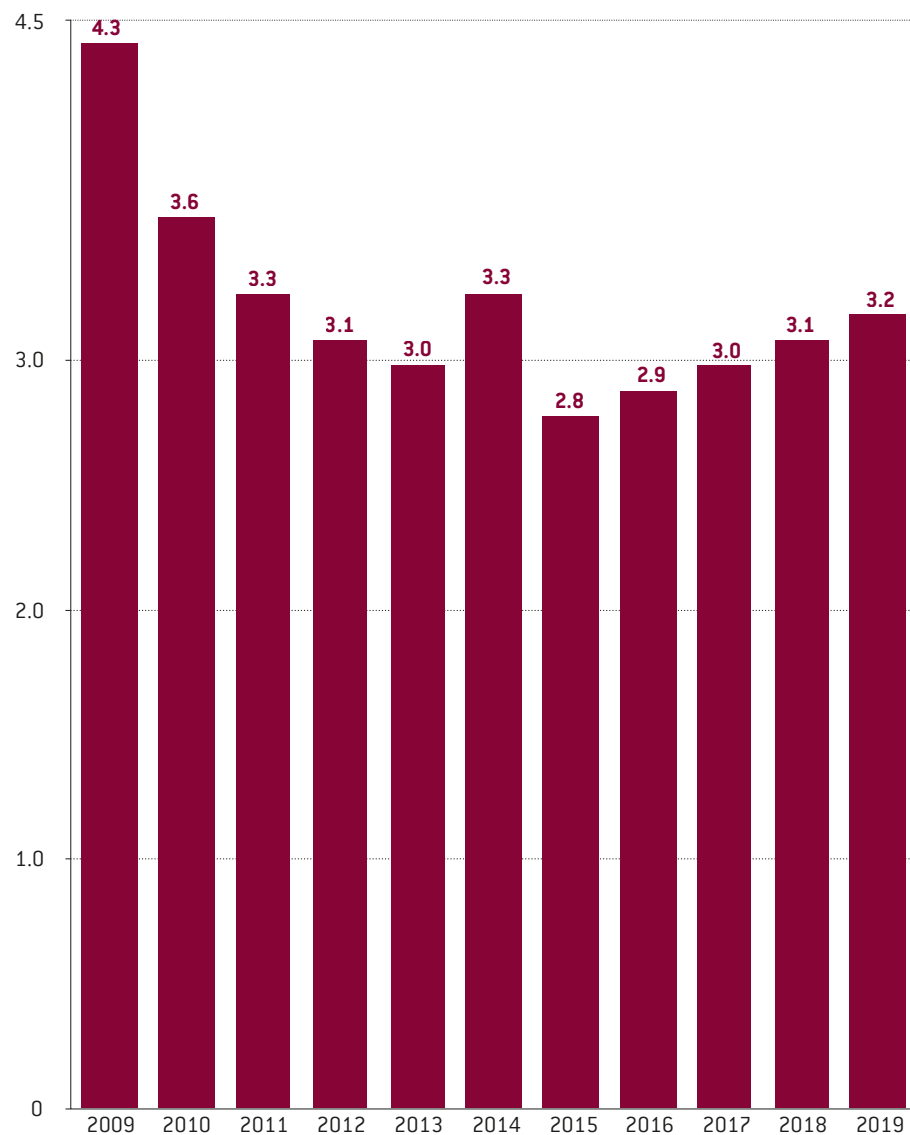
22.5%
bancassurance
share in life
premium

PLN 4.8 billion
life premium from
the bancassurance
channel

PLN 2.1 billion
non-life premium
from the bancassurance channel

XII. INSURANCE ACTIVITY TECHNICAL RESULT

Figure 8. Life insurance technical result (PLN billion)



Source: Polish Chamber of Insurance, Polish Financial Supervision Authority

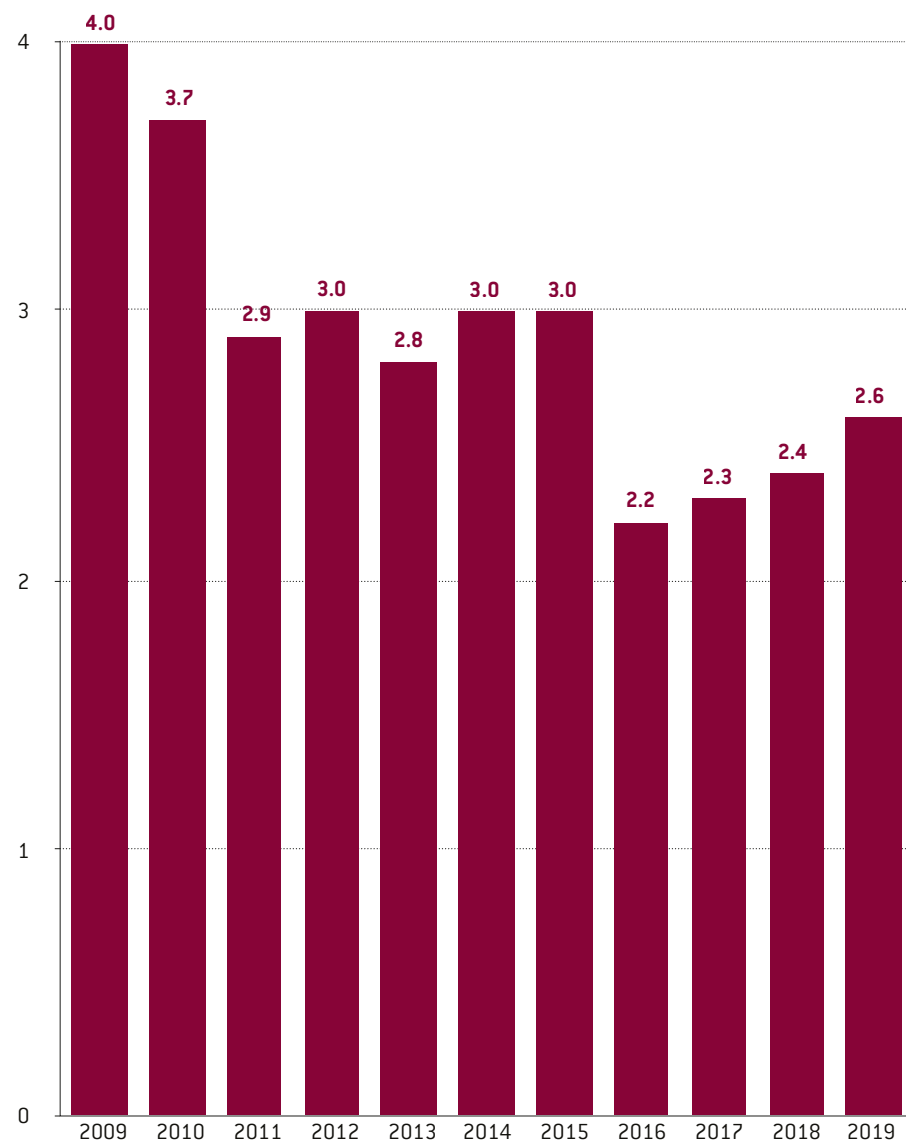
Figure 9. Non-life insurance technical result (PLN billion)



Source: Polish Chamber of Insurance, Polish Financial Supervision Authority

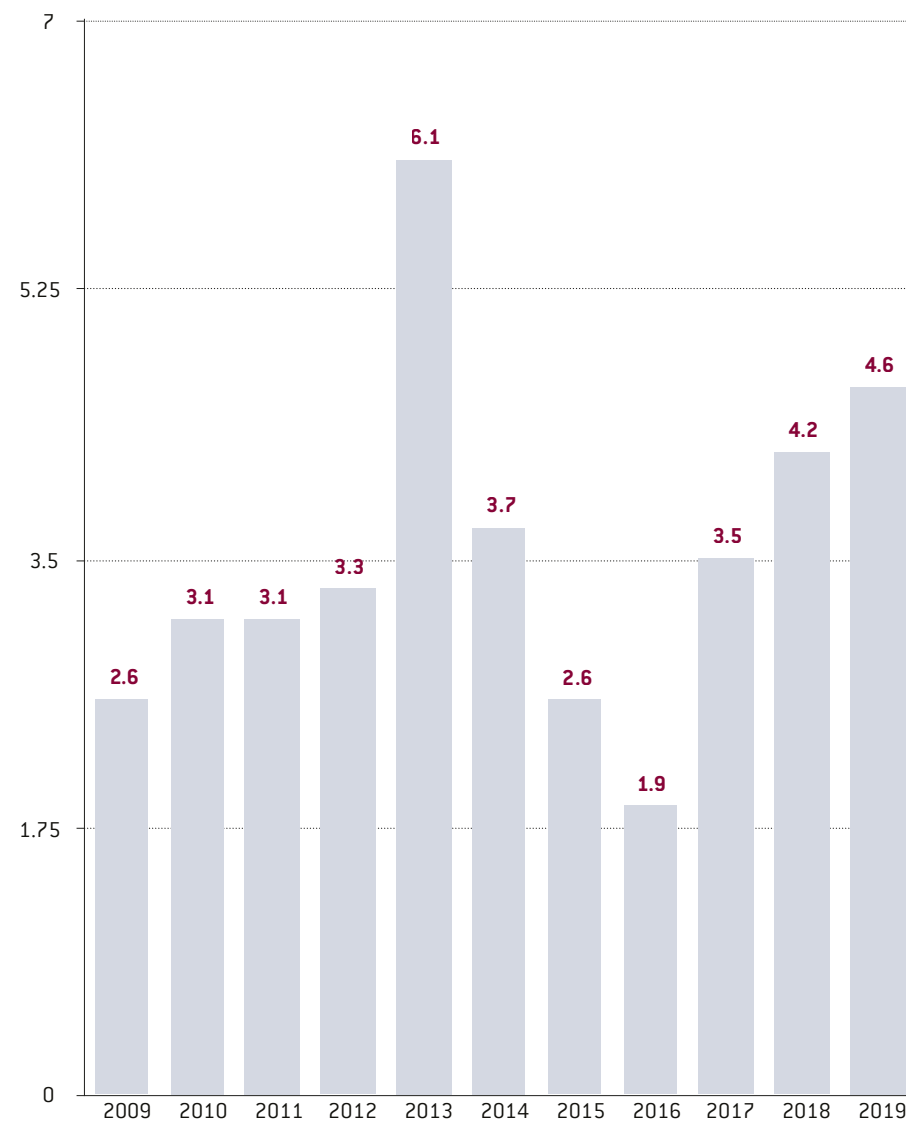
XIII. INSURANCE ACTIVITY FINANCIAL RESULT

Figure 10. Net financial result of life insurance companies in Poland (PLN billion)



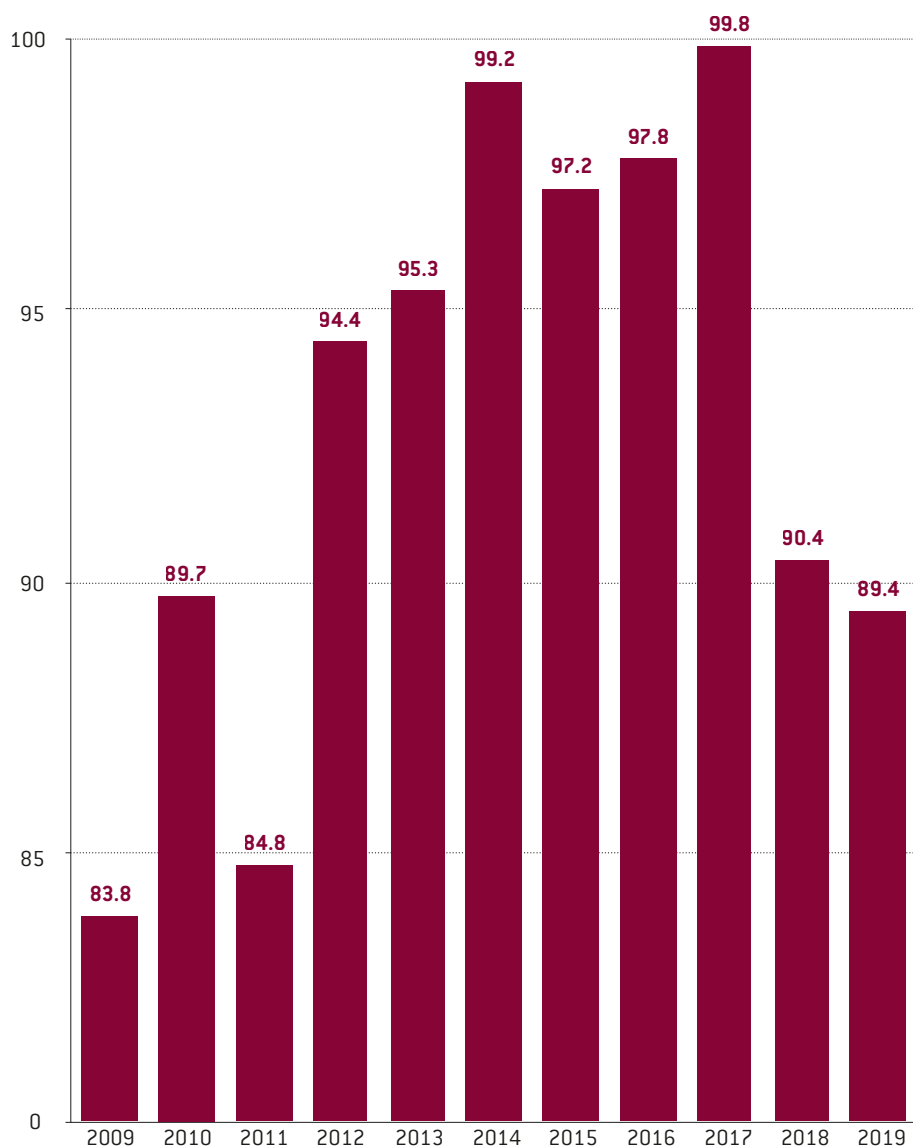
Source: Polish Chamber of Insurance, Polish Financial Supervision Authority

Figure 11. Net financial result of non-life insurance companies in Poland (PLN billion)

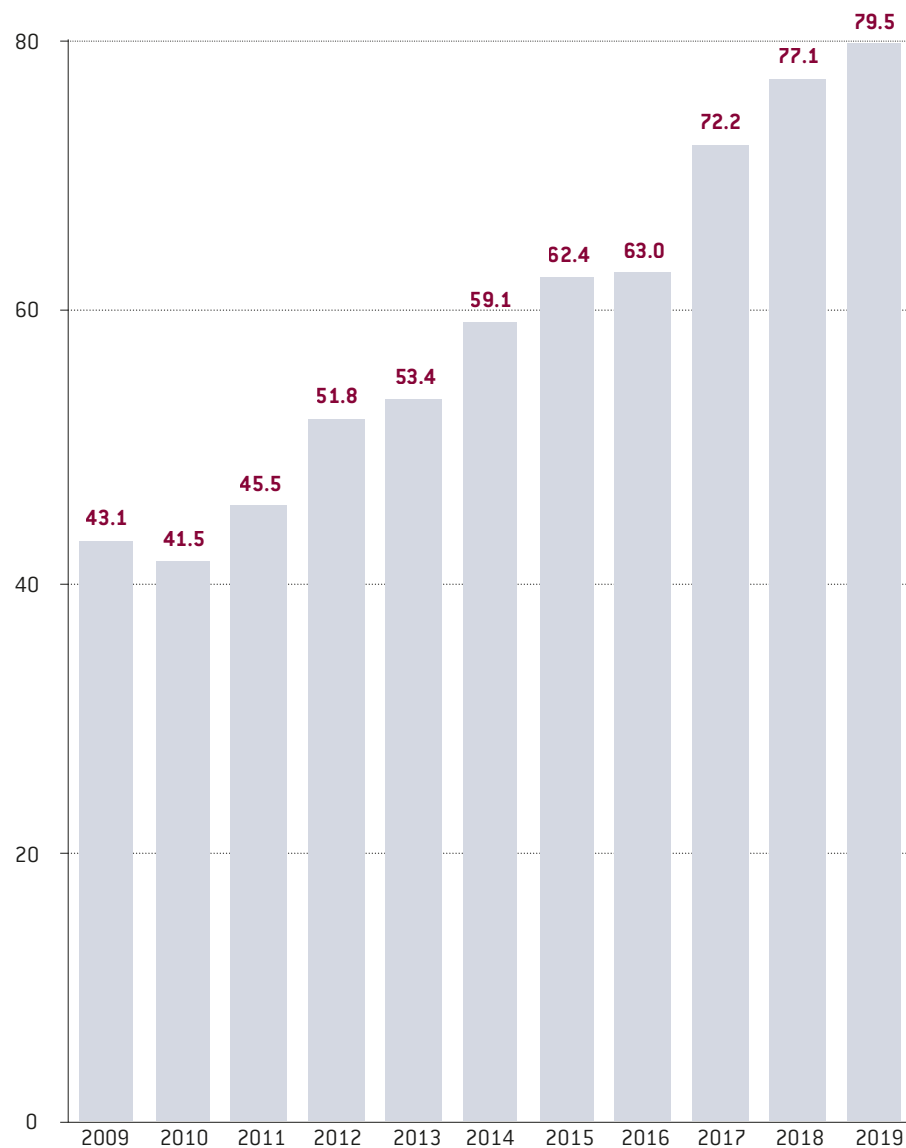


Source: Polish Chamber of Insurance, Polish Financial Supervision Authority

XIV. INSURANCE COMPANIES' INVESTMENTS

Figure 12. Investments of life insurance companies (PLN billion)

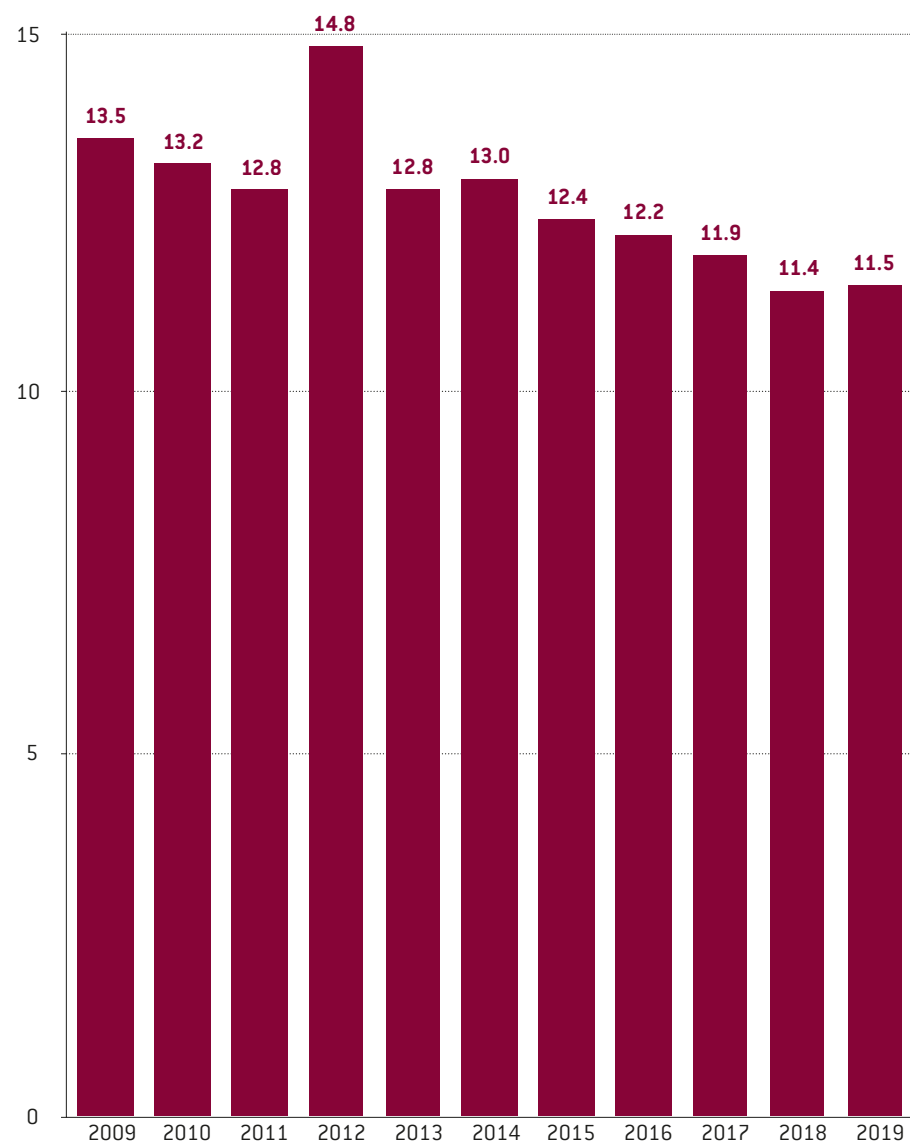
Source: Polish Chamber of Insurance, Polish Financial Supervision Authority

Figure 13. Investments of non-life insurance companies (PLN billion)

Source: Polish Chamber of Insurance, Polish Financial Supervision Authority

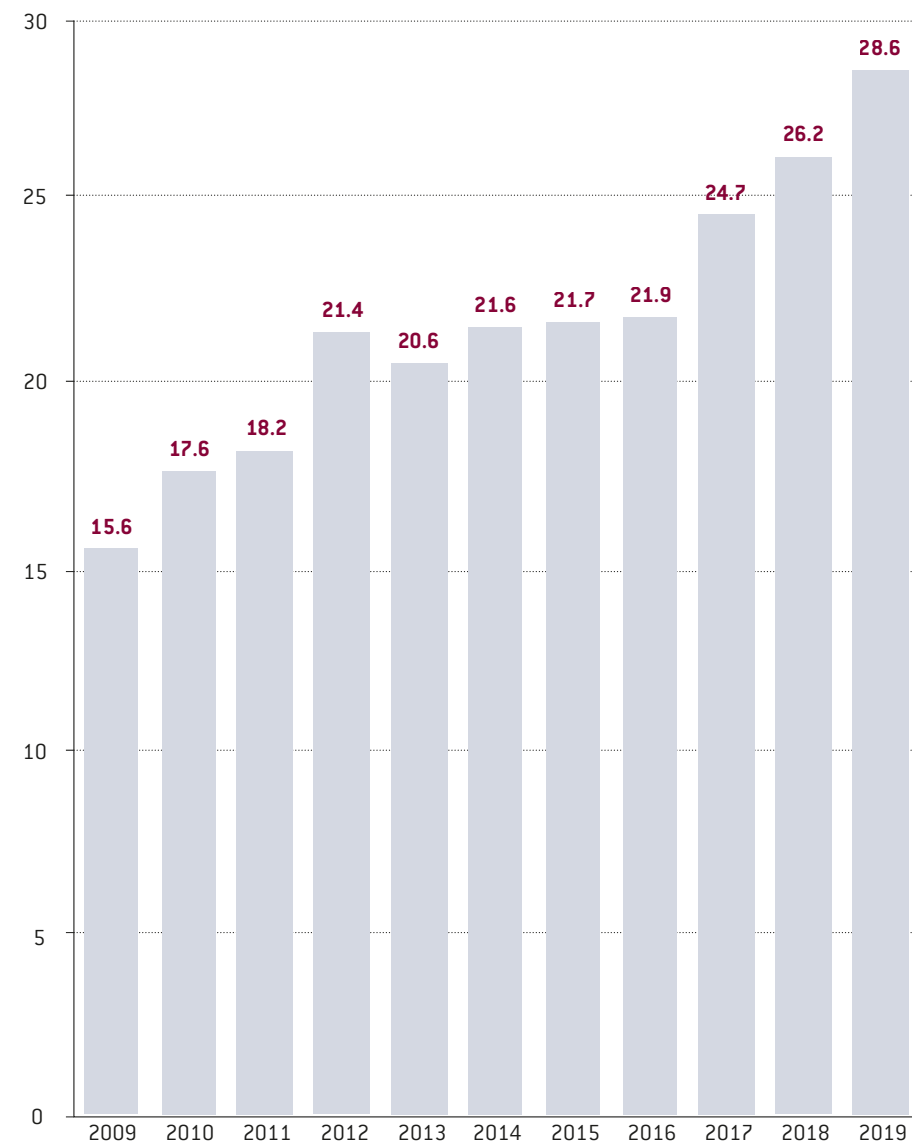
XV. INSURANCE COMPANIES' EQUITY

Figure 14. Equity of life insurance companies (PLN billion)



Source: Polish Chamber of Insurance, Polish Financial Supervision Authority

Figure 15. Equity of non-life insurance companies (PLN billion)



Source: Polish Chamber of Insurance, Polish Financial Supervision Authority

XVI. INSURANCE AND REINSURANCE COMPANIES, BROKERS AND AGENTS





Polish Chamber of Insurance

00-105 Warszawa, ul. Twarda 18

tel.: +48 22 420 51 05

office@piu.org.pl

www.piu.org.pl